MASONRY NOTES

1. ALL MASONRY PIERS, WALLS, ETC. TO BE BONDED AS SHOWN OR APPROVED.
2. ALL CONC. BL. IN BEARING WALLS TO BE HEAVY-WEIGHT LOAD-BEARING BLOCK.
3. FILL CORES OF TOP BLOCK COURSE TO RECEIVE ROOF FRAME.
4. USE APPROVED JAMB BLOCKS OR FILL BLOCKS AT ALL BL. JAMBS.
5. PROVIDE LINTELS FOR NON-LOADBEARING WALLS AS SHOWN ON ARCH. DWGS OR SPECIFIED.
6. CONCRETE BLOCK CONSTRUCTION SHALL NOT CONFLICT WITH RECOMMENDATIONS OF PCA - "CONCRETE MASONRY HANDBOOK".

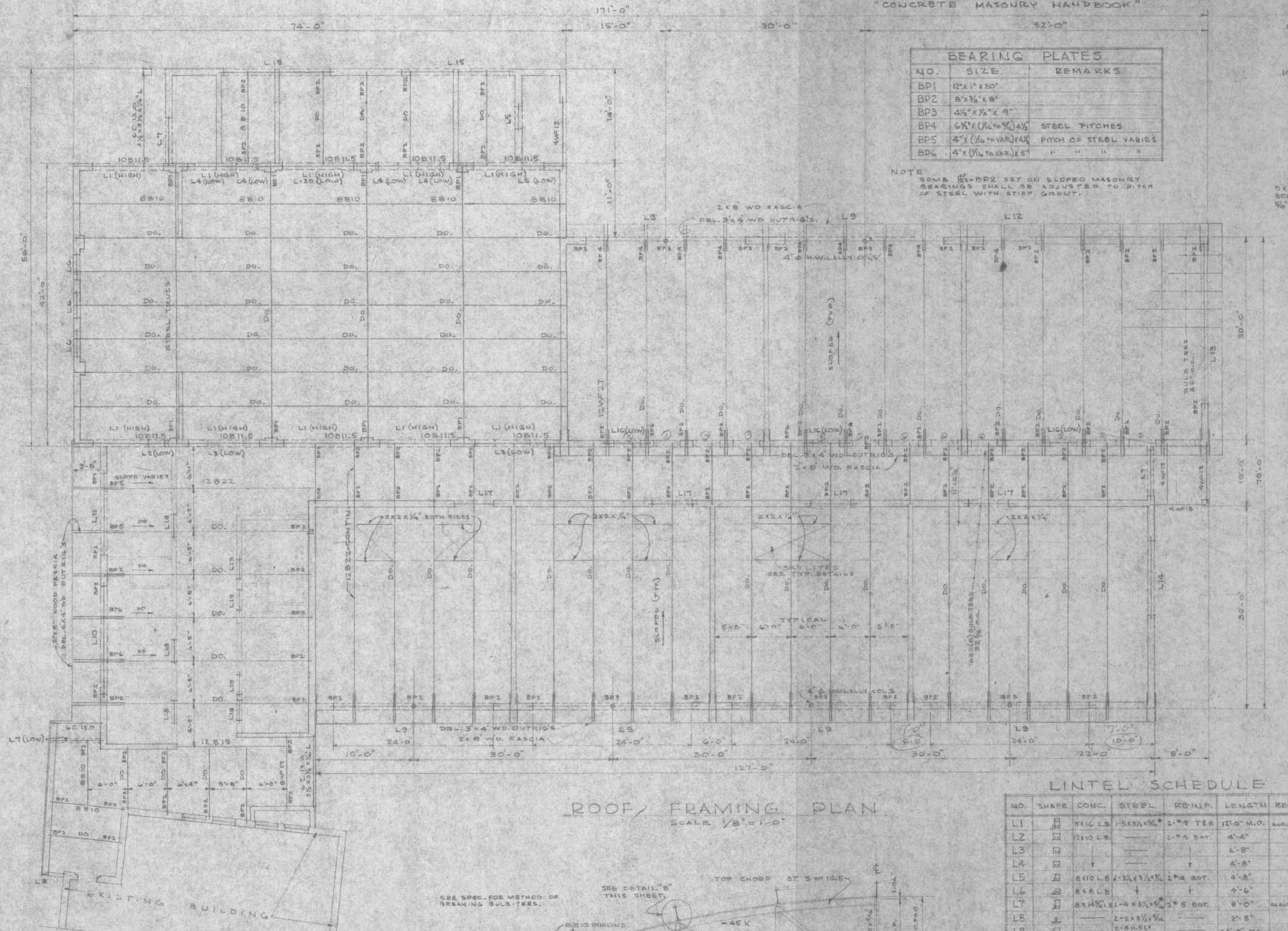

BEARING PLATES

NO.	SIZE	REMARKS
BP1	12"x1"x20"	
BP2	8"x⅜"x8"	
BP3	4½"x½"x9"	
BP4	6½"x(1/16 to 9/16)4½	STEEL PITCHES
BP5	4"x(1/16 to VAR.)x4½	PITCH OF STEEL VARIES
BP6	4"x(1/16 to VAR.)x5"	" " "

NOTE
SOME BP1-BP2 SET ON SLOPED MASONRY BEARINGS SHALL BE ADJUSTED TO PITCH OF STEEL WITH STIFF GROUT.

ROOF FRAMING PLAN
SCALE 1/8" = 1'-0"

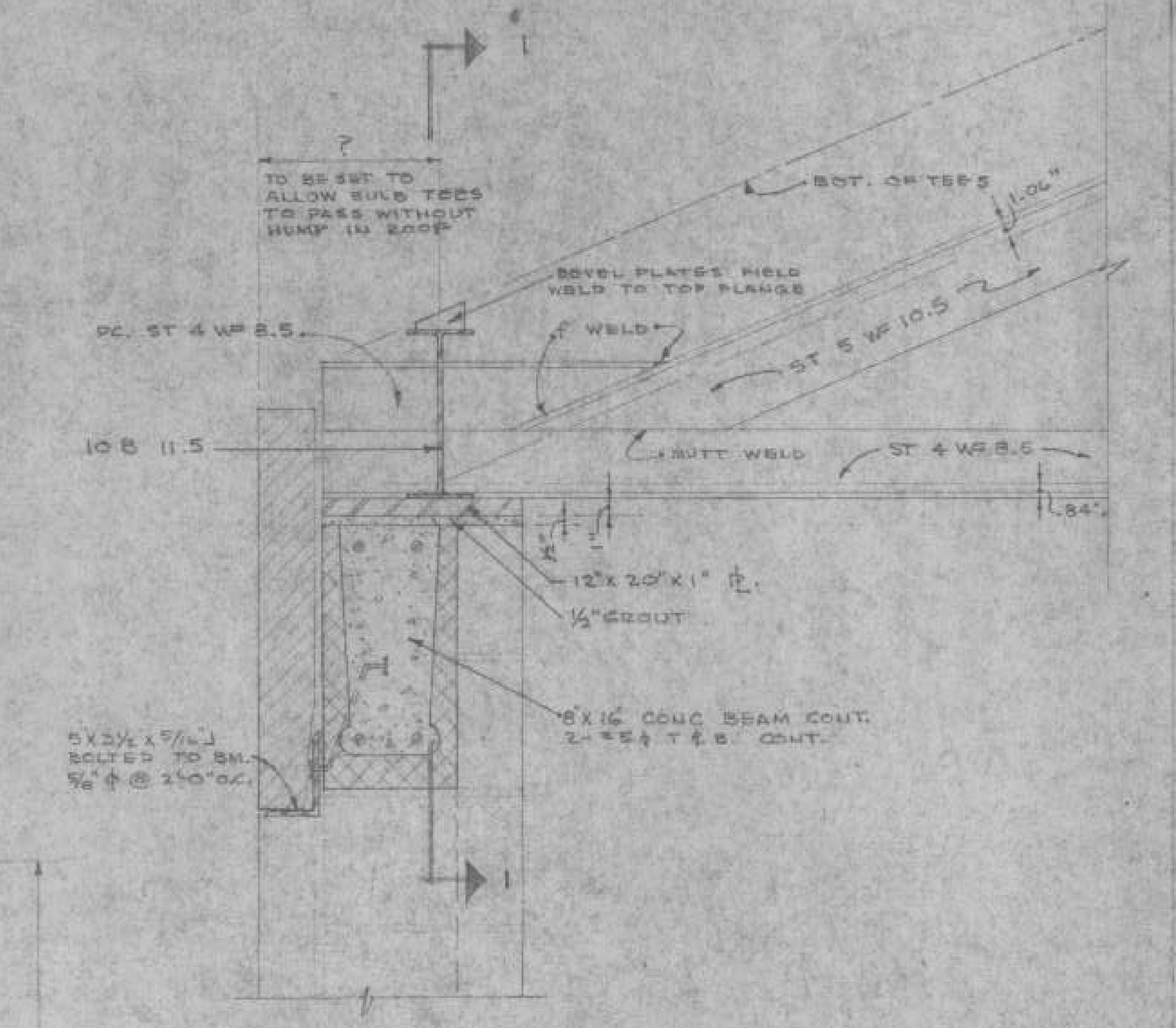

END DETAIL "A"
SCALE: 1½" = 1'-0"

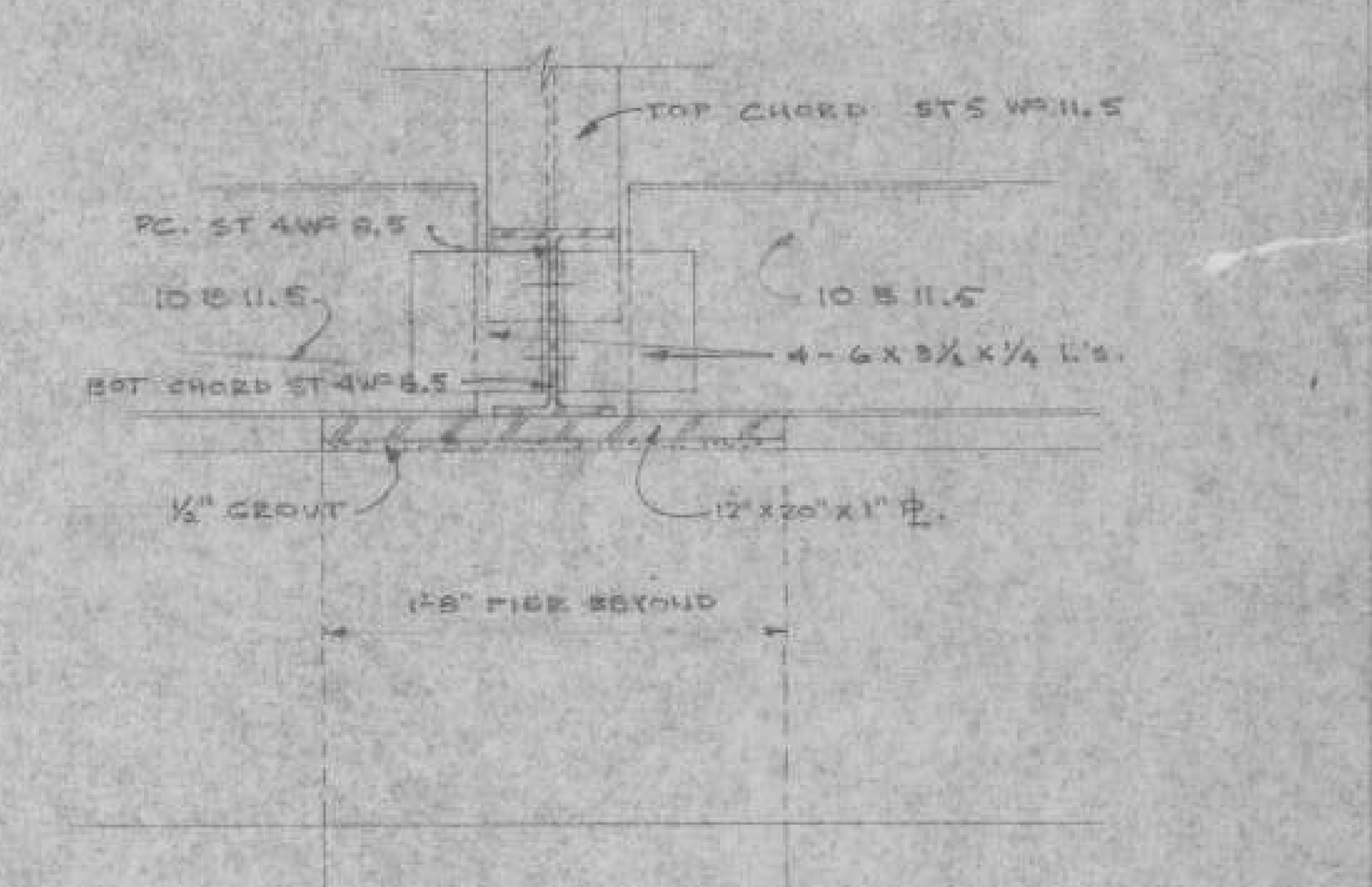

SECTION 1-1
SCALE: 1½" = 1'-0"

STRUCTURAL STEEL NOTES

1. STRUCTURAL STEEL SHALL CONFORM TO ASTM A-7, HIGH-STRENGTH BOLTS TO ASTM A-325, ALL AS AMENDED TO DATE.
2. WELDING & WELDERS SHALL CONFORM TO AWS SPECIFICATIONS & RECOMMENDATIONS. WELDING SYMBOLS SHALL BE AWS.
3. SHOP DRAWINGS, FABRICATION & ERECTION SHALL CONFORM TO AISC SPEC. AS AMENDED TO DATE.
4. SHOP CONNECTIONS SHALL BE WELDED, FIELD CONNECTIONS SHALL BE HIGH-STRENGTH BOLTS OR WELDED.
5. PROVIDE 8" MIN. BEARING, BEARING PLATES & WALL ANCHORS SHOWN OR APPROVED FOR BMS. RESTING ON MASONRY. LINTELS TO HAVE 8" MIN. BEARING.
6. STRUCTURAL STEEL SHALL RECEIVE ONE SHOP COAT OF ZINC CHROMATE PAINT, APPROVED BRAND.
7. PROVIDE HOLES FOR WOOD NAILERS AND BLOCKING AS SHOWN OR REQUIRED.
8. SHOP DWGS. SHALL BE APPROVED PRIOR TO FABRICATION.

LINTEL SCHEDULE

NO.	SHAPE	CONC.	STEEL	REINF.	LENGTH	REMARKS
L1	[illegible]	8x16 L.B.	1-5x3½x5/16*	2-#5 T&B	12'-0" M.O.	ANGLE BOLTED
L2	[illegible]	12x10 L.B.	—	2-#5 BOT.	4'-4"	
L3	[illegible]	↓	—	↓	6'-8"	
L4	[illegible]	↓	—	↓	4'-8"	
L5	[illegible]	8x10 L.B.	1-3½x3½x5/16	2-#4 BOT.	4'-8"	
L6	[illegible]	8x8 L.B.	↓	↓	4'-6"	
L7	[illegible]	8x14⅝ L.B.	1-4x3½x5/16*	2-#5 BOT.	8'-0"	ANGLE BOLTED
L8	[illegible]	—	2-5x3½x5/16	—	2'-5"	
L9	[illegible]	—	2-8 11.5 [1-4x3x5/16 ∠	—	24'-0" M.O.	
L10	[illegible]	—	2-8 11.5 [1-4x3x5/16 ∠	—	17'-4"	
L11	[illegible]	—	2-8 11.5 [1-4x3x5/16 ∠	—	13'-4"	
L12	[illegible]	—	↓	—	9'-4"	
L13	I	—	4" I 7.7	—	21'-4"	SEE DET. # THIS SHEET
L14	[illegible]	8x16 L.B.	1-4x4x5/16*	2-#6 BOT.	12'-4"	ANGLE BOLTED
L15	[illegible]	8x8 L.B.	1-5x3½x5/16	2-#6 T&B.	17'-6"	
L16	[illegible]	12x10 L.B.	—	2-#6 BOT.	7'-4"	L-20 12'-8" 3-#7 B. 2-#5 T.
L17	[illegible]	↓	—	2-#7 BOT.	7'-4"	
L18	[illegible]	8x10 L.B.	—	2-#5 BOT.	4'-8"	
L19	[illegible]	↓	—	↓	4'-4"	

① LINTEL BLOCKS TO BE CUT TO SIZES SHOWN FROM 16" DEEP LINTEL BLOCKS.
② LINTEL BLOCKS CONT. AROUND ACTIVITIES ROOM.



PROVIDE 3x3x¼" CROSS-BRACING AT CENTER OF TRUSS.
RISE 4'-2" WP'S.
RADIUS 47'-5¼" RADIUS TO W.P.

STEEL TRUSS SECTION
SCALE: 3/8" = 1'-0"

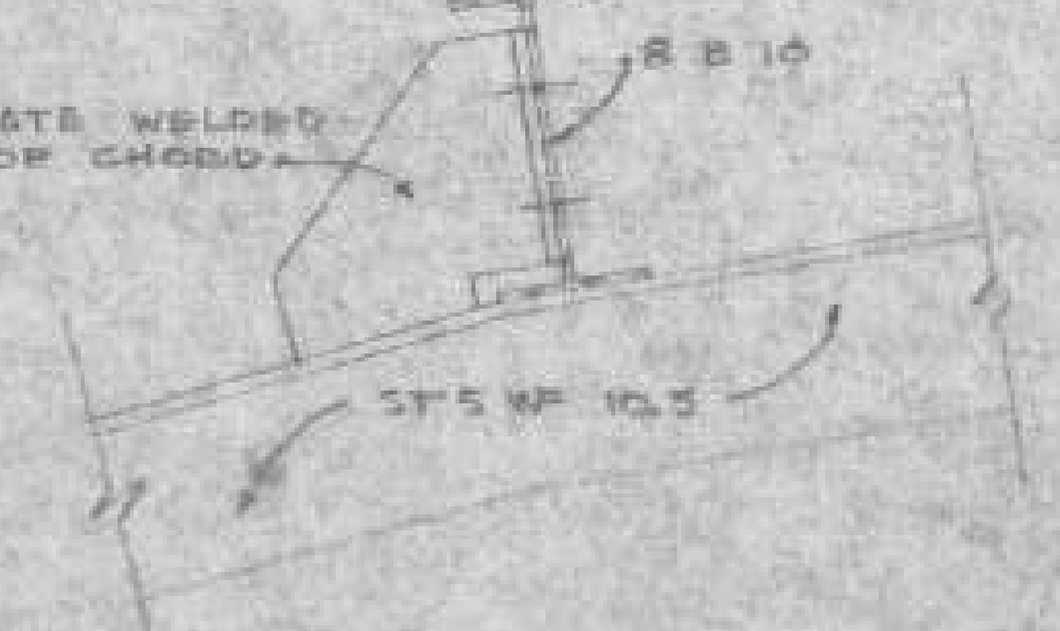

DETAIL "B"
SCALE: 1½" = 1'-0"

KOEHLER & ISAAK A.I.A.
ARCHITECTS
1880 ELM STREET MANCHESTER N. H.

REGISTERED ARCHITECT · NICHOLAS ISAAK No. 29 · THE STATE OF NEW HAMPSHIRE
REGISTERED ARCHITECT · RICHARD KOEHLER No. 30 · THE STATE OF NEW HAMPSHIRE

BROWN SCHOOL
ADDITIONS & ALTERATIONS
BERLIN NEW HAMPSHIRE

JOB NO.

ROOF FRAMING PLAN AND DETAILS

DESIGNED BY N.I.
DRAWN BY W.H.W.
CHECKED BY R.K.
APPROVED BY

SCALE: AS NOTED
DATE: APRIL 1958

SHEET NO. 9